




BNE SERIES

MIDDLE & BIG SIZE COMPLEX BAR WORK CENTER

Miyano's 8-Axis Turning Center





The Original

STYPE

MEET THE BNE PIONEERING MACHINES COMPLEX HIGH-VALUE



A Single Setup Does It All

2 spindles & C/Y-Axis cutting finish the work in one operation



Short Cycle Time by Design

Simultaneous cutting cycles by 2 spindles and 2 turrets



Short Cycle Time by Power

High-power, balanced-cutting and differential cutting feed



Intelligent IT Management

Improves process management using Ethernet connections



Reduces Handling & Costs

Total handling system with automatic barfeeder & parts stocker

**SERIES LINEUP
CAPABLE OF PRODUCING
PARTS IN A SINGLE SETUP**



BNE-64S/64SY

Complete Machining System for $\phi 64$ mm Bar & 10" Chuck-work, plus Y-Axis*



		BNE-64S	BNE-64SY
Power Chuck Size	L/R Spindle	10"/8" Hydraulic	10"/8" Hydraulic
Bar Capacity	L/R Spindle	$\phi 64$ mm/ $\phi 51$ mm(2.52"/2")	$\phi 64$ mm/ $\phi 51$ mm(2.52"/2")
Standard Turning Length		150mm(5.9')	150mm(5.9')
Spindle Speed Range	L/R Spindle	54~4,000/67~5,000 r/min	54~4,000/67~5,000 r/min
Spindle motor(30min rate.)	L/R Spindle	22kW/11 kW	22kW/11 kW
Turret Tool Stations	Upper/Lower Turret	12/10 Stations	12/10 Stations
Upper Turret Slide Travel	X1/Z1-Axis Slide	205/640mm(8"/21.26')	205/640mm(8"/21.26')
	Y-Axis Slide	---	± 40 mm(± 1.58 ")
Lower Turret Slide Travel	X2/Z2 Slide	205/640mm(8.07"/21.26')	205/640mm(8.07"/21.26')
Turret Indexing Time	Upper/Lower Turret	0.5/0.5sec./pos.	0.5/0.5sec./pos.
No. of Revolving Tools	Upper/Lower Turret	12/12	12/12
Revolving Tool Speed Range	Upper/Lower Turret	0~4,000 r/min	0~4,000 r/min
Drilling Capacity	Upper/Lower Turret	$\phi 20/\phi 20$ mm(0.79"/0.79" Dia.)	$\phi 20/\phi 20$ mm(0.79"/0.79" Dia.)
Tapping Capacity(Brass)	Upper/Lower Turret	M16/M16(5/8-11un)	M16/M16(5/8-11un)
External Dimensions(WxDxH)		2,980x2,400x2,060mm(117x94.5x80.7')	2,980x2,400x2,360mm(117x94.5x83.7')
Machine Weight(Including NC Unit)		Approx. 7,200kg(15,873Lbs)	Approx. 7,500kg(16,634Lbs)

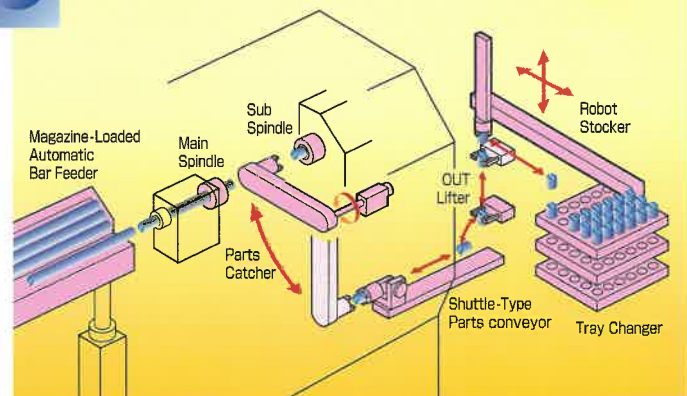
* Y-Axis is equipped with SY-type model only.



Reduces Costs

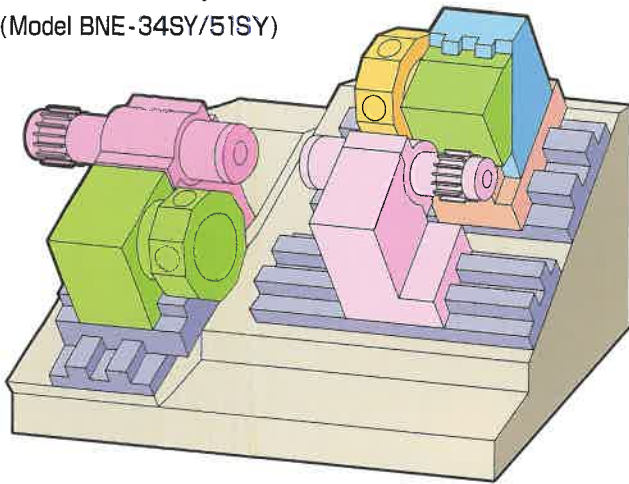
A variety of optional peripheral equipment is available to provide enhanced handling-free bar work, including automatic magazine bar feeders, automatic measuring systems, shuttle-type parts conveyors that receive finished parts from the machine or convey them elsewhere, and a tray-changer-type work-piece stocker that receives finished parts and places them undamaged into designated locations on a tray. The automatic parts-handling system drastically reduces costs, prevents damage to parts, and provides hour after hour of continuous operation.

Cost-Saving Complete Handling System

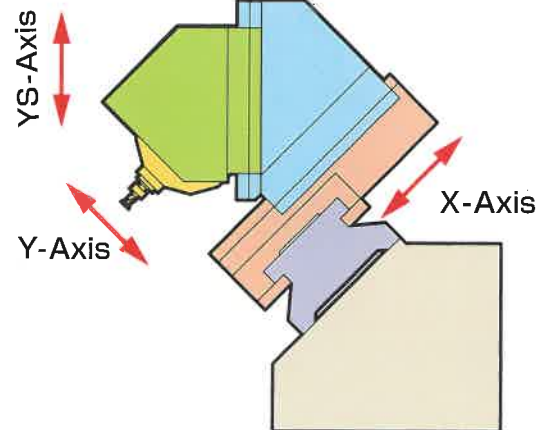


Ideal Design To Perform Complex Work In A Single Setup (1)

- 2-Spindle/2-Turret & Y-Axis Machine Composition
(Model BNE-34SY/51SY)

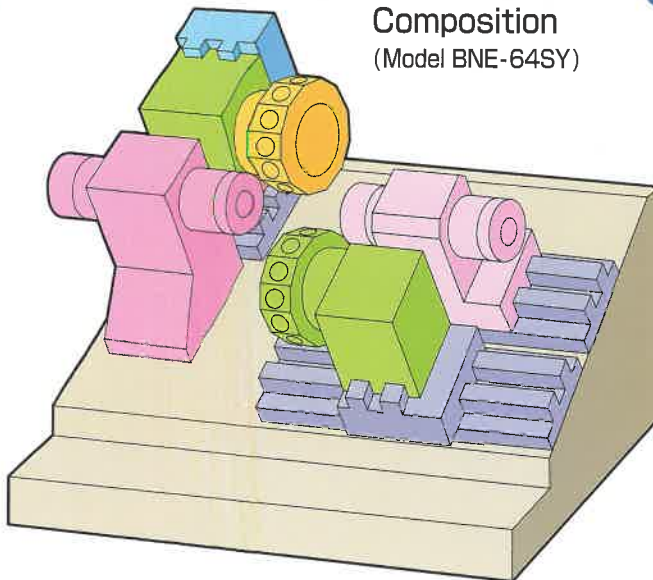


- Combined Y-Axis Slide

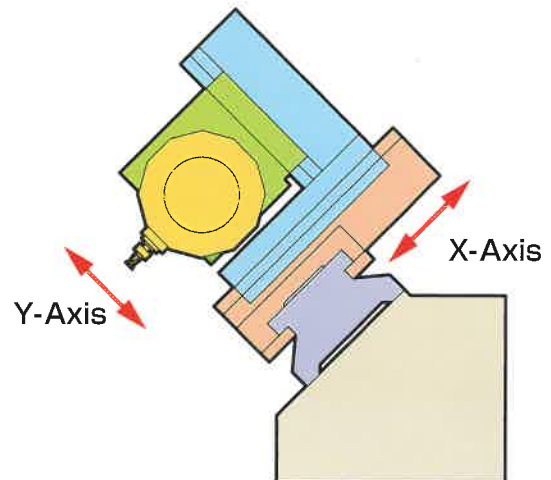


Ideal Design To Perform Complex Work In A Single Setup (2)

- 2-Spindle/2-Turret & Y-Axis Machine Composition
(Model BNE-64SY)




- Crossing Y-Axis Slide



- Magazine Loaded Automatic Bar Feeder



- Automatic Measuring Equipment

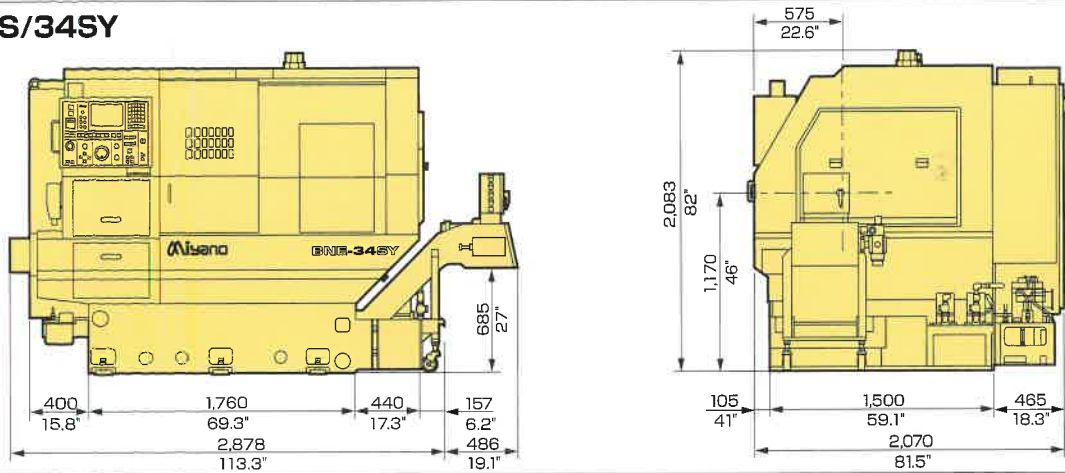


- Work Stocker with Pallet Changer

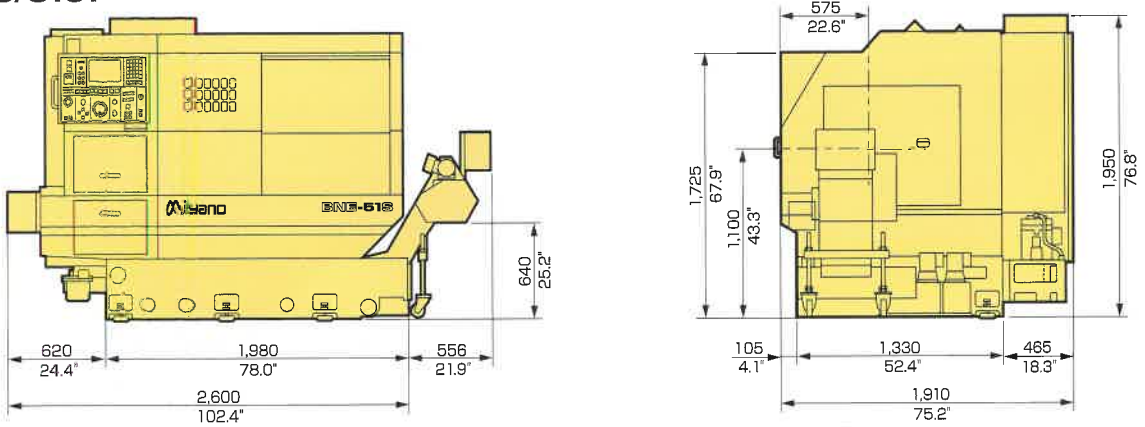


EXTERNAL VIEW

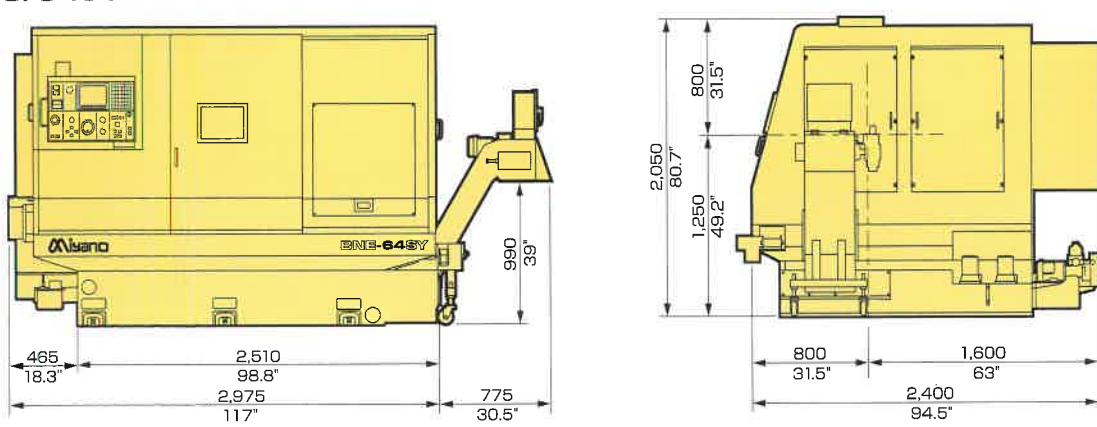
■ BNE-34S/34SY



■ BNE-51S/51SY



■ BNE-64S/64SY



MIYANO MACHINERY JAPAN INC.

3-1, Shimorenjaku 7-chome, Mitaka-shi, Tokyo 181-0013, Japan
Phone: 0422-46-1111 Facsimile: 0422-46-1130

MIYANO MACHINERY INC.

Headquarters, Production division:
940 North Central Ave., Wood Dale, Illinois 60191 U.S.A.
Phone: 630-766-4141 Facsimile: 630-860-7266

MIYANO MACHINERY EUROPE GMBH.

Feldheider Strasse 62, D-40699 Erkrath, Germany
Phone: 02104-30390 Facsimile: 02104-303930

MIYANO MACHINERY ASIA CO., LTD.

Room 1301, Kam Hing Building, No.20, Hillwood Road,
Tsimshatsui, Kowloon, Hong Kong
Phone: 2314-8128 Facsimile: 2737-2304

Internet Home Page <http://www.miyano-jpn.co.jp>
<http://www.miyano-usa.com>

MAC'TECH
MACHINES OUTILS
PAE Les Léchères - 369, rue des Abeilles
74460 MARNAZ
Tél. 04.50.98.77.32 - Fax 04.50.98.77.53

